

20100003 SMART OTDR

WITH OPTICAL POWER METER+VFL+LASER SOURCE

FOUR-IN-ONE TESTER: OTDR + POWER METER + VFL + LASER SOURCE



I. INTRODUCTION

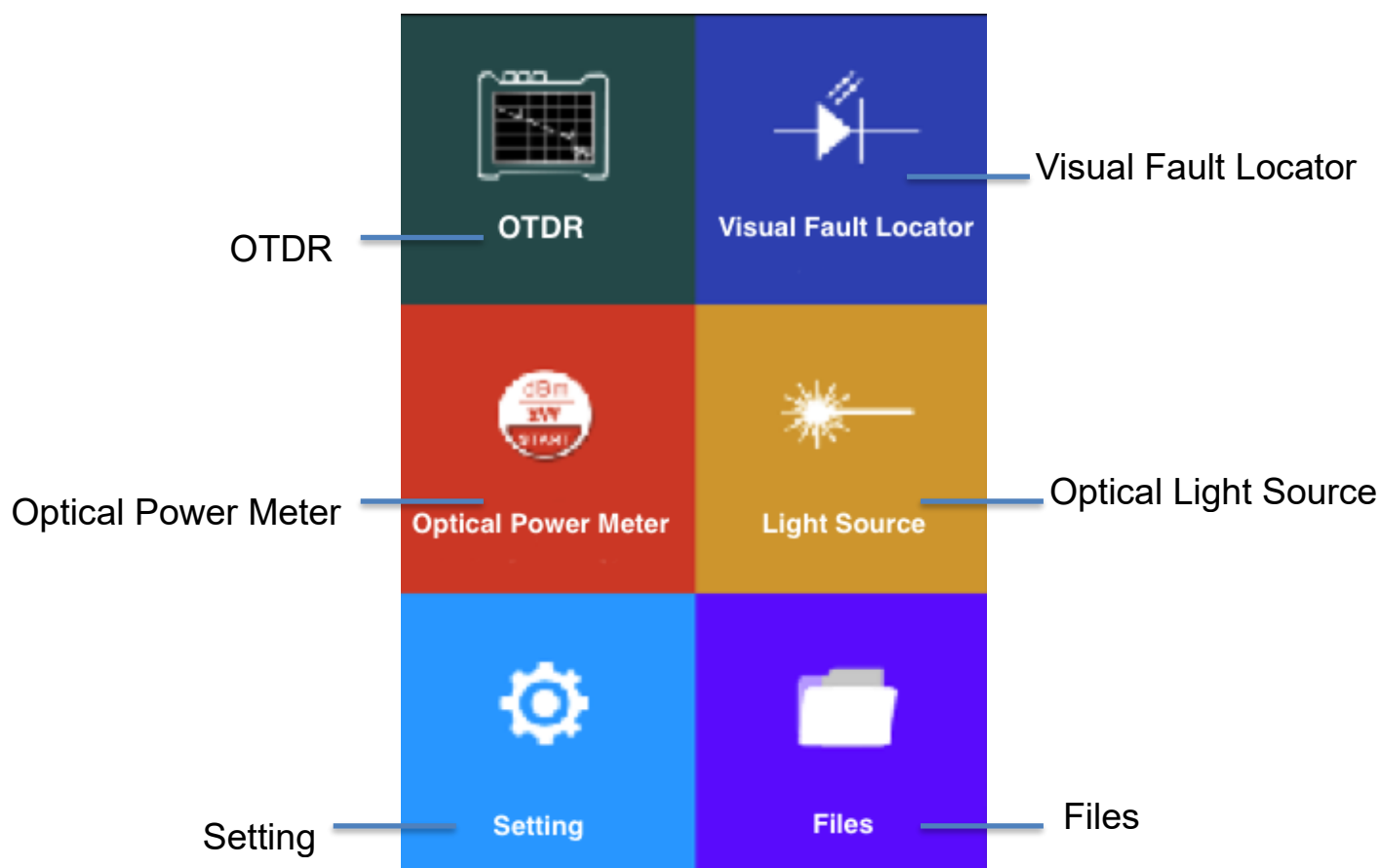
20100003 Smart OTDR is a new generation of portable and intelligent measuring instrument designed for the FTTX installer. It adopts 4-inch color touch screen. The internal integration can help customers effectively solve the field test & maintenance.

20100003 Smart OTDR is mainly used to measure the length, loss and connection quality of all kind of optical fiber cables. It can also be widely used in engineering construction, line maintenance & testing, emergency repair, the development and production of optical fiber cables.

II. FEATURES

- Lightweight, portable and cost-effective.
- One key operation and legible test data.
- Integrated with visual fault locator, optical power meter and laser source functions.
- Rubber keys for dustproof, waterproof, shockproof features; suitable for fieldwork.
- Large capacity battery for long working time; suitable for dedicated fieldwork.
- Suitable for engineer construction and maintenance fault location of FTTX and access network.

III. MAIN MENU



IV. PORTS

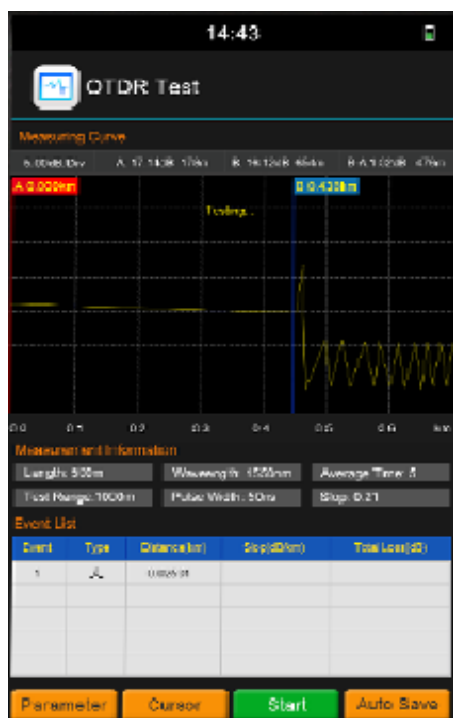
OTDR/OLS Port

OPM Port

VFL Port




V. TEST INTERFACE



OTDR



Optical Power Meter

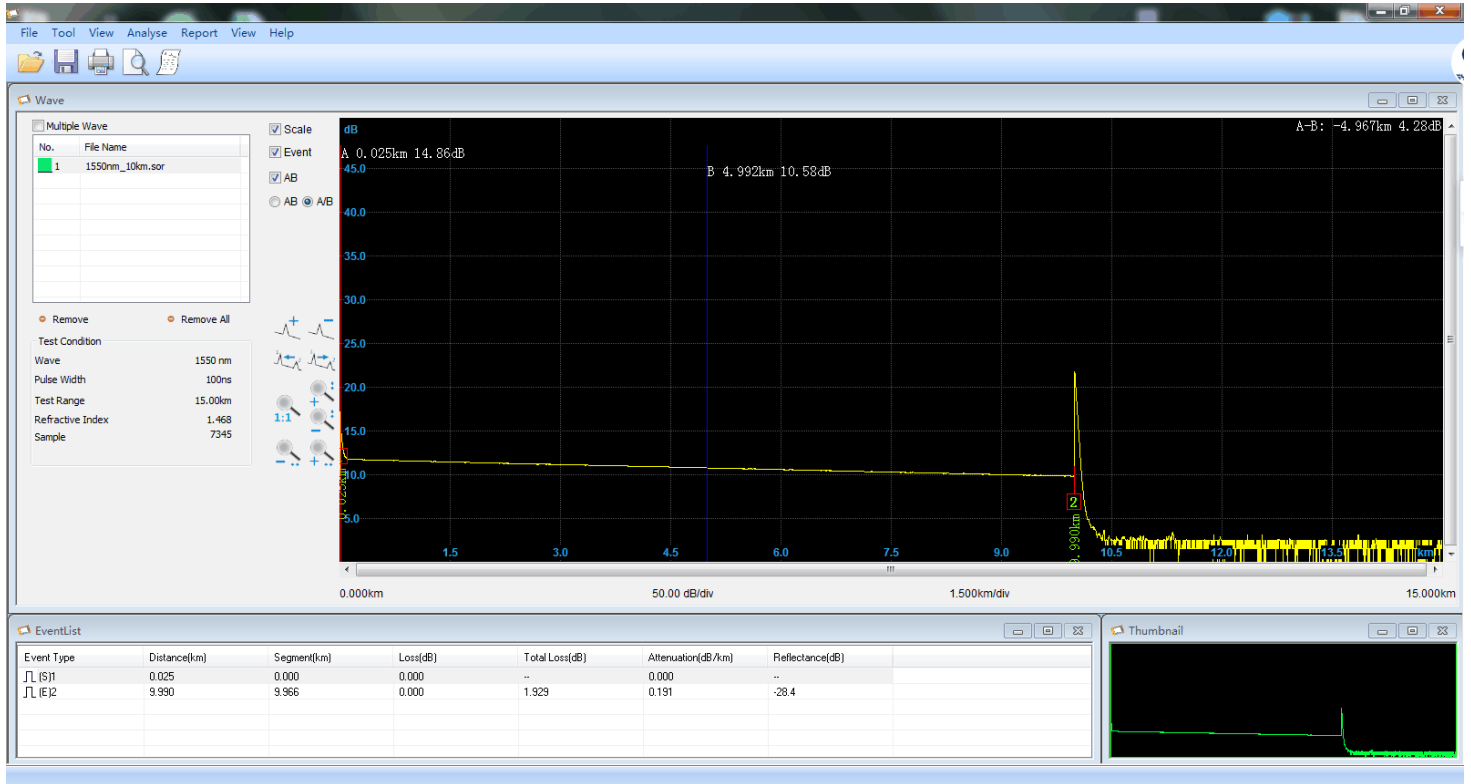


Visual Fault Locator

VI. SPECIFICATIONS

OTDR Module (Basic)	
Fiber Type	SM Fiber
Wavelength	1310nm/1550nm
Dynamic Range	22dB/20dB
Event Dead Zone	2m
Attenuation Dead Zone	12m
Measuring Range	0~60KM
UOM of Measurement	Meter, Feet, Mile
Accuracy Distance (Reflection Event)	$\pm(1m+2*10^{-4}*distance)$
Peak Value of Laser	$\geq 30mW$
Data Storage	200
Adapter	FC/PC, SC/PC, ST/PC
VFL Module (Standard)	
Wavelength	650nm
VFL Output Power	$\geq 10mw$
Mode	CW, 1Hz, 2Hz
Fiber Type	SM/MM
Adapter	2.5MM Universal
Optical Power Meter Module (Standard)	
Measurement Range	-70~+10dBm or -50~+26dBm
Wavelength Range	800nm~1650nm
Calibrated Wavelength	850nm, 1300nm, 1310nm, 1490nm, 1550nm, 1625nm
Detector	InGaAs
Accuracy	$< \pm 3\%$ (-10dBm, 22°C)
Resolution	Linearity: 0.1%, Non-Linearity: 0.01dBm
Adapter	FC/SC/ST
Optical Laser Source Module (Standard)	
Wavelength	1310nm/1550nm
Fiber Type	SM
Emitter	FP-LD
Adapter	FC/SC/ST
Output Power	$\geq -5dBm$
Output Stability	$\pm 0.04dBm@20^{\circ}C@15min$
Modulation	CW/270Hz/1KHz/2KHz
General Parameters	
Display	4 inch, 800*480, Color Touch LCD
Power Supply	Lithium battery: 7.4V, 4400mAh
Battery Working Time	≥ 5000 times of measurements
Working Temperature	-5°C ~ +50°C
Storage Temperature	-10°C ~ +60°C
Humidity	0~85% (non-condensation)
Dimension	175mm x80mm x 52mm
Weight	$\leq 300g$

VII. SOFTWARE



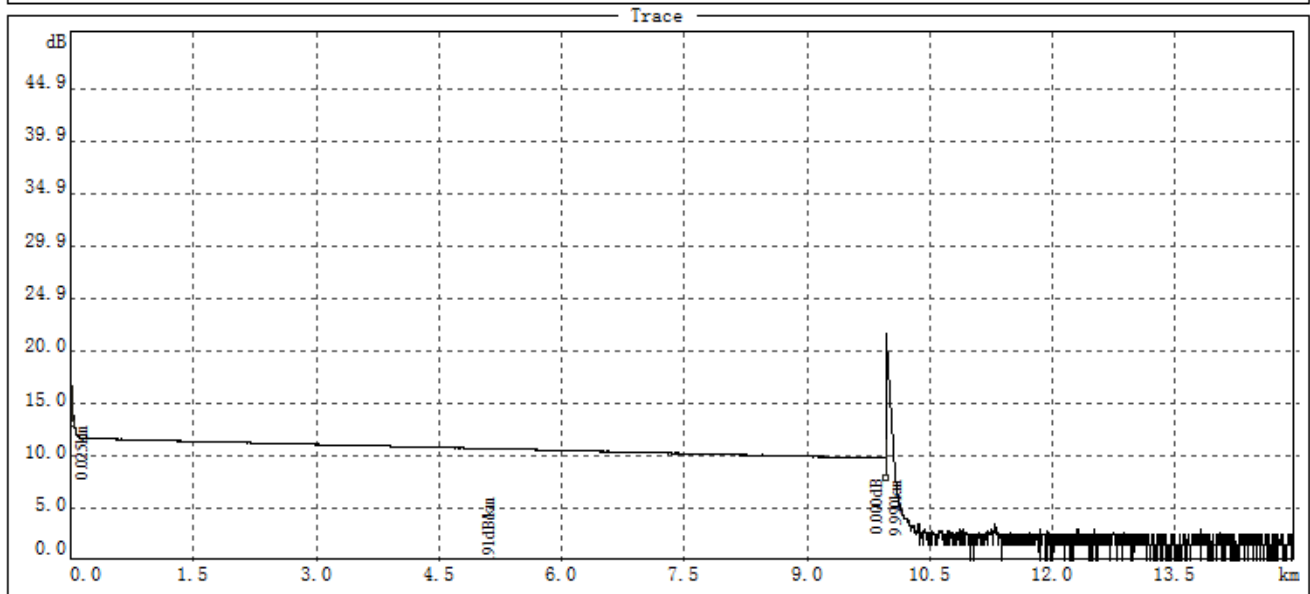
OTDR REPORT

OTDR v2.23

2019-05-07 12:00:16

Job	
Job ID : 900	File : 1550nm_10km.sor
Contractor:	Date : 2018-12-21 08:51:18
Customer :	Operator:

Configuration			
Wavelength(nm) : 1550	Range(m) : 15000	Backscatter coeff(dB) : Auto	
Pulse(ns) : 100	Average Time(s) : 10	Loss threshold(dB) : Auto	
Origin	End	Reflectance threshold(dB) : Auto	
Location: 1	Location: 2	End of fiber threshold : Auto	
Cable : 1	Cable : 2	Refractive Index : 1.468	
Fiber : 1	Fiber : 2		
Color : 1	Color : 2		



Event						
Event Type	Distance (km)	Segment (km)	Loss (dB)	Total Loss (dB)	Attenuation (dB/km)	Reflectance (dB)
1NonReflect (S)	0.025	0.000	--	--	--	--
2NonReflect (E)	9.990	9.966	--	1.929	0.191	-28.400



DIREKTRONIK

www.direktronik.se

info@direktronik.se

+46-852400700